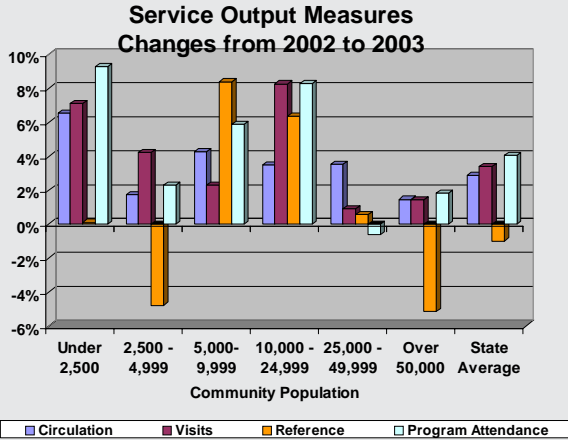


2003 public library services statistics update

By Alan Zimmerman, Consultant
Public Library System Administration and Finance

Annually, Wisconsin's 387 public libraries submit reports to the Division for Libraries, Technology and Community Learning describing holdings, financing, staffing and activities. Information provided by public libraries for 2003 reveals a year of major growth in four of the five service levels for 2002 and 2003.

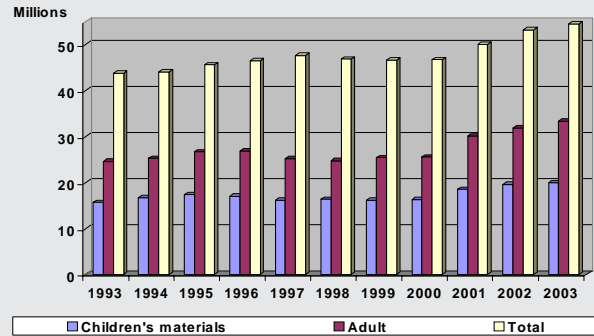
Wisconsin's public library circulation was 54.7 million, a 2.7 percent increase over 2002. Increases were recorded for all library population sizes, with adult circulation growth outpacing the rise in children's and young adult materials use. Circulation increased a total of 2.7 percent from 2002 to 2003.



The circulation increase was matched by a 3.1 percent increase in library visits, which totaled 31.3 million in 2003. Visits to libraries have increased 11 percent since 2000. Attendance at library programs also continued to show substantial growth, increasing 3.7 percent for reporting libraries, for a state total of 1.5 million. This attendance gain was composed of equal increases in the number of adult and children's program attendance. Most library programming is provided for children and young adults and attendance at these 47,600 events was over 1.3 million. There was an increase in the number of children's programs of over 18 percent from 2000.

Nationally, Wisconsin residents are comparatively heavy users of public libraries. The National Center for Education Statistics (NCES) per capita rankings place Wisconsin 7th in public library visits per capita and 8th in circulation per capita. An estimated 55 to 60 percent of Wisconsin residents are registered public library users.

WI Public Library Circulation 1993 - 2003



Only for reference transactions do reporting libraries continue to indicate a statewide decline. The state total dropped to just under 5 million transactions, a 2.1 percent decrease. Libraries in communities under 10,000 population reported a 2 percent increase in reference questions, but libraries in communities of over 10,000 population, where over 75 percent of all reference transactions are handled, reported a 2% decrease.

The overall drop in reference transactions may be related to the greater availability to users of computers and electronic resources within the library and greater access to online databases. The number of Internet-connected public use computer terminals or workstations available at libraries increased 20 percent from 2002 to 2003, to nearly 4,000 units. The Bill and Melinda Gates Foundation distributed 743 PCs and servers to 235 Wisconsin public libraries and branches in 2003. All public libraries now have Internet connections and 99 percent have broadband (high speed) Internet access. Informational databases such as those provided statewide through BadgerLink are now available to all state residents through their local library, as well as in homes, schools, and places of work.

Interlibrary loans, requests sent from one library to another for materials not available locally but wanted by a library user, continued double digit growth. Total interlibrary loan traffic increased over 20 percent with over 4 million items loaned by public libraries to other libraries. Items borrowed by these public libraries from other libraries at the request of their users increased 18 percent to over 3.8 million items. Since 2000, interlibrary loans from public libraries to other libraries have increased 72 percent, while the number

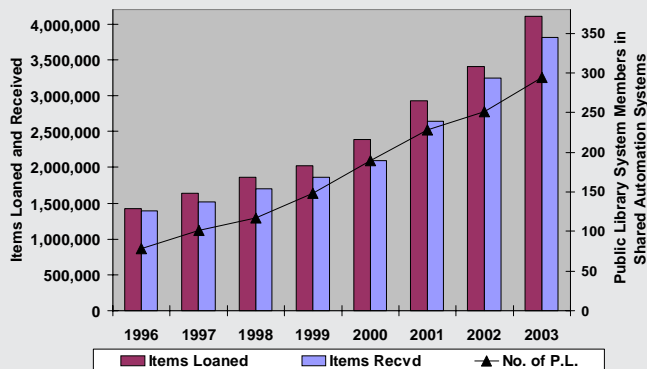
Please see 2003 Statistics — on page 5

2003 Statistics — from page 4

of items borrowed by these public library for their users has increased 82 percent.

Public library system efforts to support resource sharing have greatly contributed to the development of system-wide shared automation systems. Currently, 80 percent of Wisconsin residents are served by public library system members participating in shared automation systems. Regional automation system compatibility has greatly improved the library user's ability to access materials not available locally, but held by other public library system members. The increase in interlibrary loan traffic has caused a corresponding expansion of area and statewide interlibrary delivery services, also heavily supported by public library systems.

Interlibrary Loans and Public Library System Members in Shared Automation Systems



Wisconsin has 387 independent public libraries and 17 regional public library systems serving the state's 5.5 million residents. Public library systems are county and multi-county library organizations created to improve public library services and to increase all Wisconsin residents' access to library materials and services. All of Wisconsin's public libraries and counties are currently public library system members.

Over half of Wisconsin's public libraries are located in communities of under 2,500 population. These 199 libraries serve about 10 percent of all Wisconsin residents. The 72 largest public libraries (one-fifth of all libraries), those in communities with populations over 10,000, serve 70% of the state's residents. Of the 387 libraries, 341 are municipal public libraries, 23 are joint municipal libraries (combinations of cities, villages and towns), 2 are joint city-county libraries and 6 are tribal libraries. In addition, there are 7 consolidated county library services, with the county library providing public

library services within the county. Eight counties supplement local library service with a county library service organization.

There was little growth in public library and system staffing as totals for all staff classifications remained at last year's levels. Of the 3,190 full time equivalent (FTE) public library employees, 684 FTEs held master's degrees from a program of library and information studies accredited by the American Library Association. In addition to those with master's degrees in library and information studies, 39 FTEs held master's degrees in other fields. 1,244 FTE staff held the title of librarian and 1,945 FTE were classified as support staff. Wisconsin ranks 18th nationally in ALA MLS staff per capita and 20th in total public library staff per capita. Total staff costs, including salaries, wages and benefits, increased to \$131.9 million, a 4.4 percent increase over 2002. Benefits increased 7.7 percent, while salaries and wages increased 3.4 percent. Wisconsin ranks 19th in public library salary and wages expended per capita and 17th in staff expenditures per capita.

Statewide, all areas of library collections increased over 2002. Print volumes owned increased 2 percent to 19.5 million volumes. Wisconsin ranks 21st nationally in per capita book and serial volumes. Audio materials held increased over 6 percent to 997,000 (11th per capita nationally) and video materials held grew by 13 percent to 1.1 million (5th per capita nationally). Statewide, total expenditures for public library materials totaled \$24.3 million, an increase of 2 percent over 2002. Wisconsin ranks 20th nationally in collection expenditures per capita.

Statewide, approximately one-third of all public library use is by persons residing outside the library's home community. Approximately one-fifth of all use is by residents from the library's county who do not have a local library. Wisconsin statutes require that counties reimburse public libraries within the county a minimum of 70 percent of the cost of public library service provided to these residents. About 8 percent of all use is by residents who have a local public library, but who choose to use another public library within the county. The remaining nonresident use is predominately by persons in neighboring counties or within the library's public library system area (5 percent). Statewide, libraries reported that about 1 percent of use was by of all use is by residents who have a local public library,

Please see 2003 Statistics — on page 6

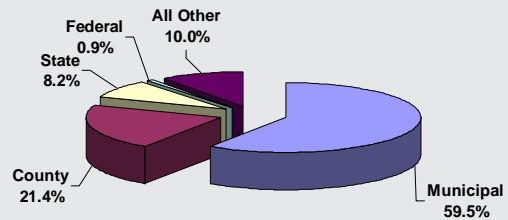
2003 Statistics — from page 5

but who choose to use another public library within the county. The remaining nonresident use is predominately by persons in neighboring counties or within the library's public library system area (5 percent). Statewide, libraries reported that about 1 percent of use was by of all use is by residents who have a local public library, but who choose to use another public library within the county. The remaining nonresident use is predominately by persons in neighboring counties or within the library's public library system area (5 percent). Statewide, libraries reported that about 1 percent of use was by other state residents and out-of-state residents, although some libraries in tourist areas experienced relatively heavy use by these users.

Total library income increased by 3 percent to \$207.6 million in 2003. The annual statewide average per capita local and county tax support for public library service in 2003 was \$30.59, a 3% increase over 2002. Three-fourths of the state's population resides in communities with a local public library. These residents paid an average of \$34.57 per capita for public library service in 2003, a 2% increase. The range of support varied greatly from under \$2.25 per capita to over \$95 per capita. The remaining population lives in communities with no local public library and pays a county tax for public library service. These residents paid an average of \$19.61 capita, up 6.7 percent from 2002, with rates ranging from \$2.94 to \$36.20 per capita. The state average library service tax rate per \$1,000 of equalized assessed value (EAV) decreased 3.6 percent to \$.513. Likewise, library community tax rates also showed a 4.5 percent decline to \$.630 per \$1000 EAV. Nonresident tax rates increased less than 1% to \$.272 per \$1000 EAV.

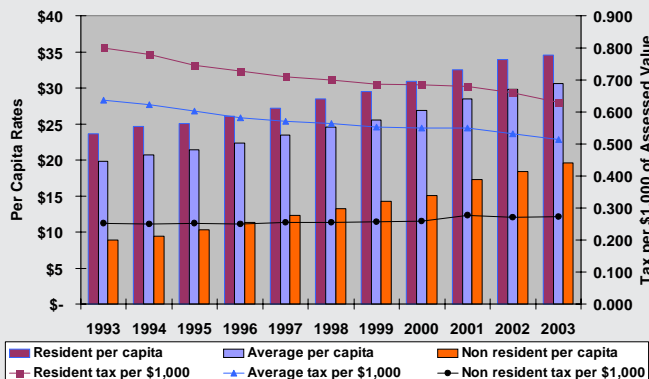
Statewide, municipalities provided 59.5 percent of all public library operating income, while counties contributed 21.4 percent, and state, federal and service contract income accounted for 9.1 percent of all revenue. The remaining 10 percent came from gifts, endowments, funds carried over from the previous year and other income. Salaries, wages and benefits accounted for 69.5 percent of all operating expenditures, library materials expenditures for 12.8 percent, and all other operating expenditures for 17.7 percent of the total expended. Total expenditures for public library service in Wisconsin, including expenditures at the municipal, county and public library system level, were \$189.8 million for 2003, an increase of 3.8 percent over 2002. Total capital outlays were \$21 million for 2003 of which 96 percent were from local and other (not state, federal, or county) tax sources.

Total Public Library Service Income by Source



Because state funding for systems has grown at a slower rate than local and county funding, the relative share of state funding to local and county funding has steadily declined over the last 10 years. Statutorily, the DPI must request state system aid appropriation at 13 percent of local and county expenditures in the previous year. The actual index achieved is presented in the following chart.

Tax Rates for Public Library Service



Public Library System State Aid Index (State aid as a percent of local and county spending for public library service)

