



Imagine Your Story

2020 Summer Library Program and Early Literacy
Shawn Brommer - South Central Library System
December 5, 2019

SCLS Summer Library Program Web Site

- www.scls.info/ys/slp
- Instructions to access manual
- Workshop handouts
- Program resources
- Resource lists
- Photos
- Dynamic, shared space



My hopes for today's webinar:



- Idea sharing
- Idea generating
- Connect...
 - With local interests
 - Local projects
 - One another
- Nurture continued conversation
- Integrate SLP planning into year-long early literacy programming
- A little joy!

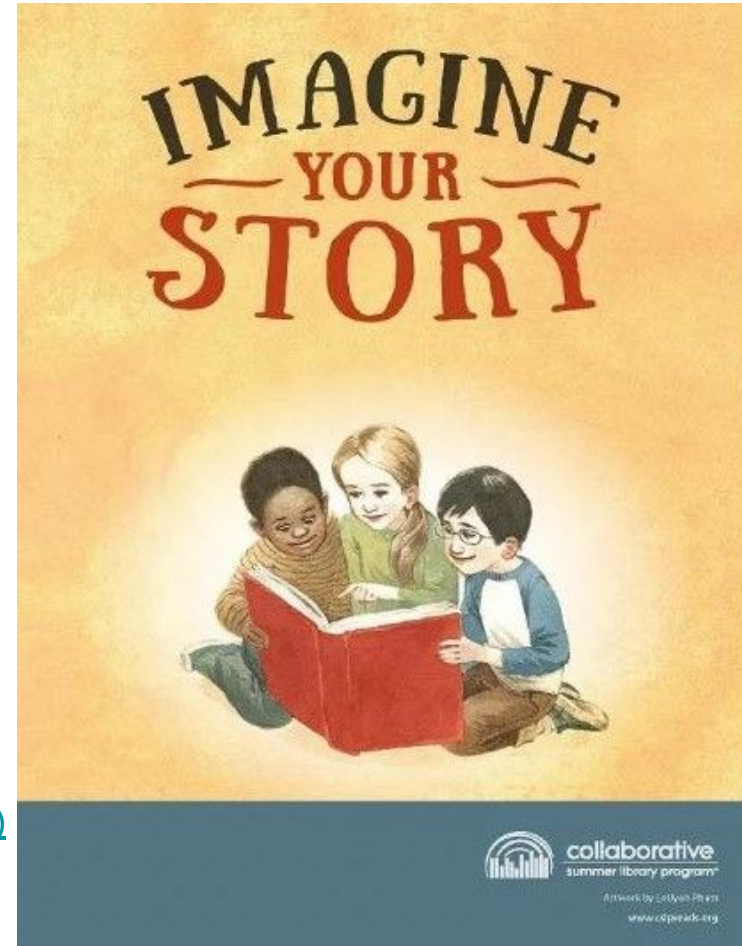
Imagine Your Story and Young Children

- Strength of story, traditional and new
- Power of the imagination
- Flexible, creative theme
- Recycle popular programs:
 - Mother Goose
 - Folktales
 - Art and crafts
 - Music
- Models creativity as a lifelong activity
- It's fun for us, too!



Cultural appropriation

- Background information
- CSLP decision
- Moving forward
 - Whose story is it?
 - Who gets to tell?
 - Celebrating all stories
- Resources
 - [Guide for selecting anti-bias children's books](#)
 - [Resource list about First Nations \(WLA\)](#)
 - [FAQ about Cultural Appropriation \(WLA\)](#)
 - [American Indians in Children's Literature \(Reese\)](#)
 - [50 Multicultural Books Every Child Should Know \(ccbc\)](#)



IMAGINE
— YOUR —
STORY

collaborative
summer library program®

Imagine Your Story

collaborative
summer library program

When we know better, we: do - serve - FEEL - better



Compassion

*Your turn: How does it feel to have a healthy
summer program...*

The logo consists of the words "Imagine", "Your", and "Story" in a green, rounded, sans-serif font. "Imagine" is on the top line, "Your" is in the middle and smaller, and "Story" is on the bottom line and larger. There are four green starburst symbols: one to the left of "Imagine", one to the right of "Imagine", one to the left of "Story", and one to the right of "Story". A small "TM" trademark symbol is located to the right of the top starburst.

ImagineTM
Your
Story

Only you.... Have the power to tell your story

- Gather the elements of your story...
- Who are you going to tell?
- How are you going to tell it?
- How can you help others tell the story?



Story Element Considerations



Quantitative:

- # of participants
- # of programs
- # of books, pages, time

Qualitative:

- Personal quotes from participants, staff, and partners
- Program photos
- Artwork

Big stories:

Who is benefitting from CSLP?

Children

92,021 participated in summer library programs

192,180 individuals participated in **5,299** summer library program themed events for children

Teens

10,650 participated in summer library programs

8,578 individuals participated in **1,362** summer library program themed events for teens

Adults

6,808 participated in summer library programs

5,772 individuals participated in **489** summer library program themed events for adults

What are Wisconsin library staff saying about CSLP?



"Our library comes alive during the six weeks of the summer program."

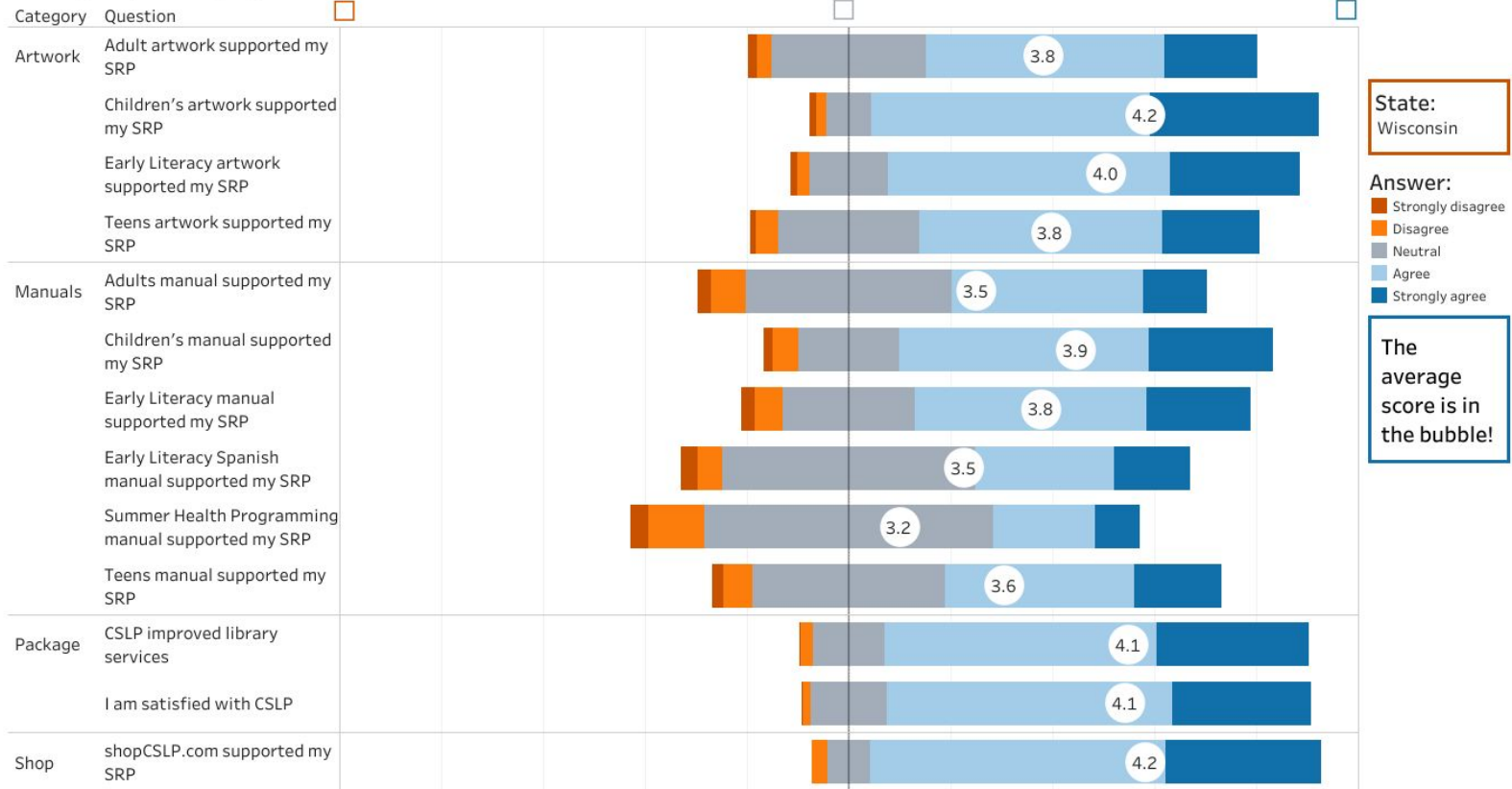
"Our collaborations with our public schools has been great."

"I really liked the theme! It lent itself to some great programming ideas."

"It's always really popular, and the children and adults really enjoy it."

Wisconsin data

Ratings by Category



Imagine Your Story: Planning

- Start early
- Make it fun - joyful strategies
 - Pinterest boards
 - Social media sneak peeks
 - Scrapbook or notebook
- Include participants in program choices
 - Autonomy is motivating!
 - Three Bears or Three Billy Goats role playing
- Use social media to share successes:
 - Sponsors & partners
 - Boards & administration
 - Community
 - Each other



Online Manual - cslpreads.org



Accessing Manual:

The screenshot shows the website <https://www.csipreads.org>. The navigation bar includes links for HOME, ABOUT, SUMMER READING, PROGRAMS & PARTNERSHIP, **MANUAL DOWNLOADS**, INCLUSION RESOURCES, SHOP, TERMS OF USE, and CONTACT US. A red arrow points to the **MANUAL DOWNLOADS** link. Below the navigation bar, there is a section titled "2019 Annual Meeting Information" and a "School Outreach" link. A second red arrow points to the "2020 ONLINE MANUAL" link in the dropdown menu. The main content area features a large graphic with the text "IMAGINE YOUR STORY" and an illustration of a cat and a dog reading books. At the bottom, there are links for "Check Out Our 2019 PSAs" and "Follow Us On:" with social media icons for Facebook, Twitter, and Pinterest.

Statement on 2020 Artwork

collaborative
summer library program™

HOME ABOUT SUMMER READING PROGRAMS & PARTNERSHIP **MANUAL DOWNLOADS** INCLUSION RESOURCES SHOP TERMS OF USE CONTACT US

2019 Annual Meeting Information

School Outreach

IMAGINE
YOUR
STORY

© CSLP 2020

Check Out Our 2019 PSAs »

Follow Us On:

2020 ONLINE MANUAL

2020 ONLINE ACCESS CODES

ONLINE MANUAL REQUEST - AK, CA, IL, MN

ADDITIONAL PROGRAM TOOLS

Webinars

or the CSLP Monthly Newsletter

https://www.csipreads.org/manual-downloads/

WELCOME TO YOUR 2020 ONLINE PROGRAM MANUAL!

As you can see we have added some additional features for 2020. It is our hope that these new additions will help continue to make the online manual as useful as possible. We also hope that by adding the ability to comment, and make suggestions to individual programming ideas, will help make the manual more useful for everyone. If you have ever wanted to contribute a new title to a shared book list, now is your chance!

Directly below you will find two columns. On the left you will find direct links to the PDF files that make up the manual. On the right you will find the jumping off point for the searchable, commentable, manual.

Below these two columns you will find our familiar file structure where you can search for, and download, all of the 2020 artwork and supporting files.


FULL PROGRAM MANUAL DOWNLOADS

- [Summer Reading - A Guide To Getting Started \(0.2 MB / pdf\)](#)
- [2020 Full Manual \(8.1 MB / pdf\)](#)
- [2020 EL Full Manual \(2.1 MB / pdf\)](#)
- [2020 Alfabetización Temprana \(1.0 MB / pdf\)](#)
- [2020 Childrens \(5.4 MB / pdf\)](#)
- [2020 Teens \(0.9 MB / pdf\)](#)
- [2020 Adults \(0.5 MB / pdf\)](#)
- [2020 Multigenerational \(1.3 MB / pdf\)](#)

DYNAMIC PROGRAMMING MANUAL

- [Chapter 1: Once Upon a Time](#)
- [Chapter 2: A Hero's Journey](#)
- [Chapter 3: Magical Creatures](#)
- [Chapter 4: Timeless Tales](#)
- [Chapter 5: Common Threads](#)
- [Chapter 6: A New Twist on an Old Tale](#)

Artwork and Program Files

PREVIEW	NAME	CATEGORY	Search...
	Jcpl-poster-share	Online Only Materials	
Revised Poster	Revised Poster	PNG	Narrow Search Results: 2020 - Imagine Your Story <input type="checkbox"/> Additional Program Tools (39)

Live Demo!

(Fingers Crossed...)



Summer Reading: Early Literacy

The graphic features a solid orange header with the title 'Summer Reading: Early Literacy' in white. Below the header, there are several curved, overlapping bands in shades of orange and yellow. At the bottom left, there is a bar chart with five bars of varying heights and colors: grey, light grey, light green, grey, and grey. To the right of these elements is the 'Table of Contents' text and a list of sections with their corresponding page numbers.

Table of Contents	
The Land of the Littles	1
The Land of Heros	23
The Land of Make Believe	47
The Land of Mother Goose	67
The Land of Kings and Queens	89

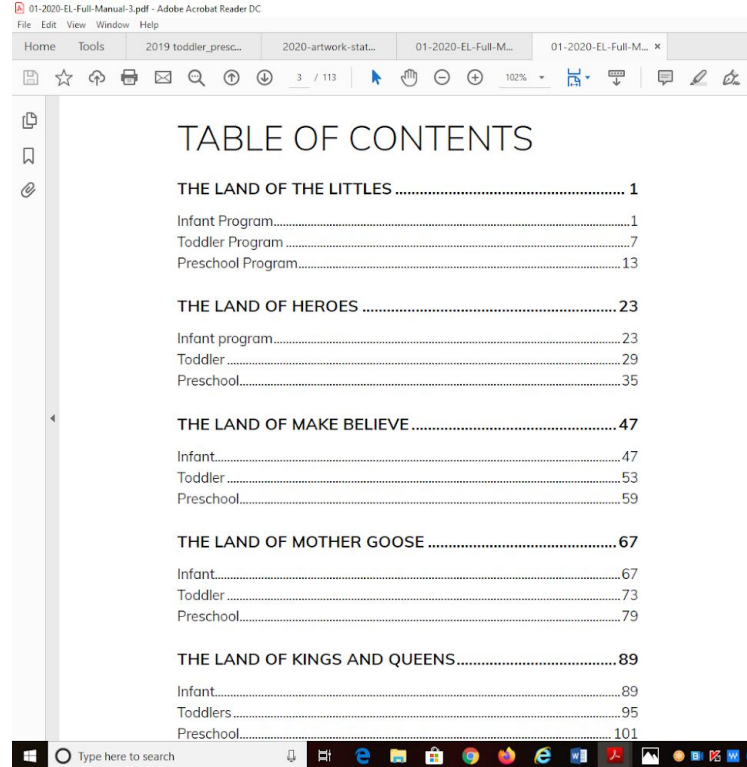
This is a screenshot of a PDF document titled '01-2020-EL-Full-Manual-3.pdf' opened in Adobe Acrobat Reader DC. The document's 'Table of Contents' is displayed, listing five main sections: 'THE LAND OF THE LITTLES', 'THE LAND OF HEROES', 'THE LAND OF MAKE BELIEVE', 'THE LAND OF MOTHER GOOSE', and 'THE LAND OF KINGS AND QUEENS'. Each section is further divided into 'Infant', 'Toddler', and 'Preschool' programs with their respective page numbers. The Adobe Acrobat interface, including the top menu bar and the Windows taskbar at the bottom, is visible.

TABLE OF CONTENTS	
THE LAND OF THE LITTLES	1
Infant Program	1
Toddler Program	7
Preschool Program	13
THE LAND OF HEROES	23
Infant program	23
Toddler	29
Preschool	35
THE LAND OF MAKE BELIEVE	47
Infant	47
Toddler	53
Preschool	59
THE LAND OF MOTHER GOOSE	67
Infant	67
Toddler	73
Preschool	79
THE LAND OF KINGS AND QUEENS	89
Infant	89
Toddlers	95
Preschool	101

Early Literacy Manual Highlights



- Graphics
 - B&W
 - Full Color
 - Posters
 - Calendars
 - Slogans
- Activity Sheets
- PPT templates
- Entire manual
- Rules of Use

The Fine Print: Rules of Use

Permitted Use:

- Paper items
- Marketing materials
- One of a kind items, such as food items
- Programming activities
- Web sites, social media, professional media (TV marketing)
- Use copyright embedded images whenever possible.
- Using the slogan wording on non-paper products (such as promotional announcements, videos, etc.)

Restricted/Prohibited:

- Only to be used by public libraries
- No alteration to images other than changing the size.
- Do not remove the ™ symbol from the slogan.
- No use of CSLP art on items similar to products offered for sale by CSLP
 - Exception: paper goods (reading record, certificates, etc.)

Let's dive in!

- 6 themes
- Use in conjunction with manual suggestions
- Use to extend the theme beyond summer
- Priming the pump








Theme 1: Once Upon a Time

Outcome: To introduce early math skills, numbers, time, daily rituals and routines, etc.

See also: *The Land of Make Believe*, 2020 Early Literacy Manual


Try it again: During an evening storytime or early on in a storytime program cycle.

Books to share:



A Parade of Elephants storytime extenders:

Flannel board counting:



Have a parade!

- UW Marching band recordings
- High school musicians
- Child-sized instruments

Take photos for social media!




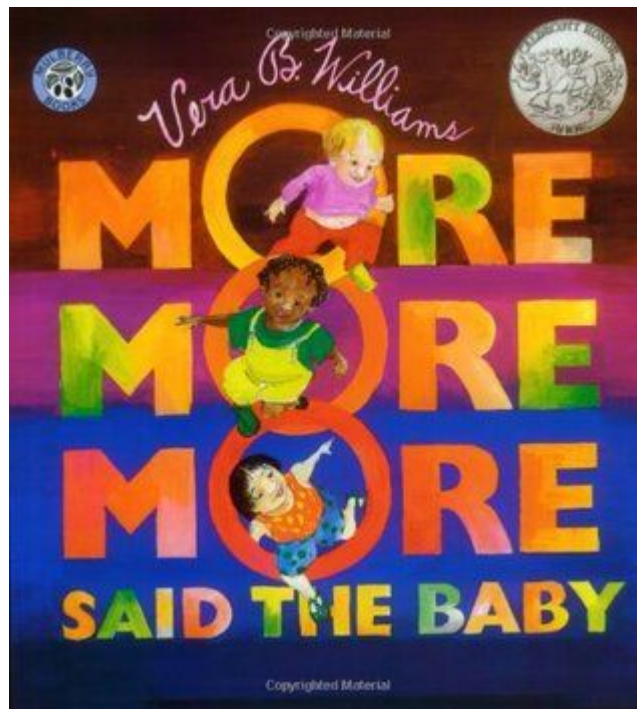
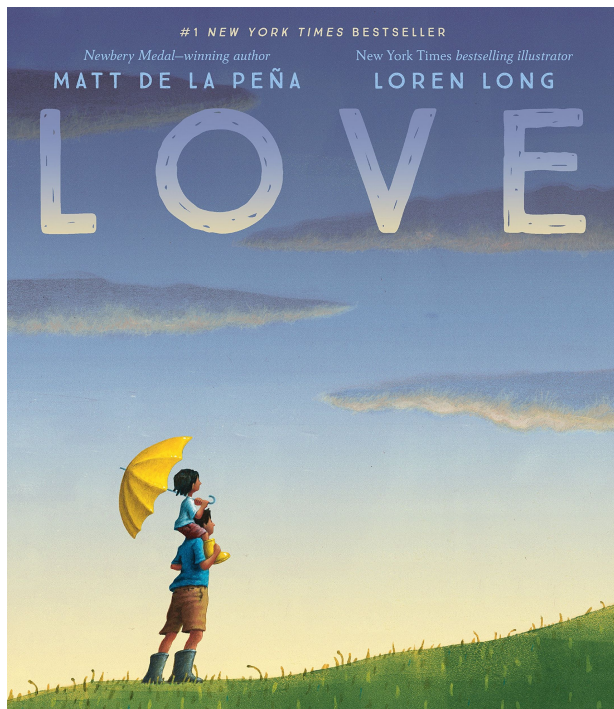
Theme 2: Love Stories

Outcome: Participants will explore their emotions and positively connect with stories, literacy, and the library.

See also: *The Land of Littles*, 2020 Early Literacy Manual

Try it again: In February or early in a program cycle.

Books to share:



Peek-a-Boo - Infants

Follow up with:

- Board books
- Hiding behind books
- Hiding behind sheer scarves
- Toddlers hiding in boxes
- Look at your puppet collection
 - Nature and natural world peek-a-boo!



Love is in the Air Dance Party

- Songs from different eras and genres
- Ask for song recommendations
- Decorate - think Prom!
- Create a photo booth or photo space
 - Brand your library!
 - #ImagineYourStory
- Provide dress up clothes
- Lots of publicity opportunities.
- Involve teen volunteers







Theme 3: Take a Breath

Outcome: Participants will learn new concepts through the familiar sense of self and breath.


See also: *In the Land of Make Believe*, 2020 Early Literacy Manual

Try it again: In March and other blustery times

Books to share:



Sing: Twinkle Twinkle Little Star






Theme 4: Kittens, Mittens, and Pie

Outcome: To introduce children to healthy habits and to build cooperation skills.

See also: *The Land of Mother Goose*, 2020 Early Literacy Manual

Try it again: In the winter, during November.

Books to share:



Washing Activities:

- Dry tubs
- Outdoor water tubs or tables
- Finger paint activities
- Provide a clothesline








Theme 5: Nursery Rhyme Time

Outcome: To introduce children to phonological awareness - the words we use are made up of different sounds.

See also: *The Land of Mother Goose*, 2020 Early Literacy Manual


Try it again: In the winter, during November.

Books to share:



Tracing Gingerbread Kid Cutters

- Re-tell All of Me or If You're Happy & You Know It.
- Ask children to color parts of the body
- Decorate with crayons
- Practice making lines, shapes, letters
- Use for displays, registration








Theme 6: My Story

Outcome: Participants will learn new concepts through the familiar sense of self and movement.

See also: *Take Me to Your Reader*, 2019 Early Literacy Manual

Try it again: Any time!

Books to share:



All About Me and my Moves - LET'S DANCE



