Selected LINKcat Reports

Dec 1, 2022 - Dec 31, 2022

All Users
100.00% Sessions

Visits

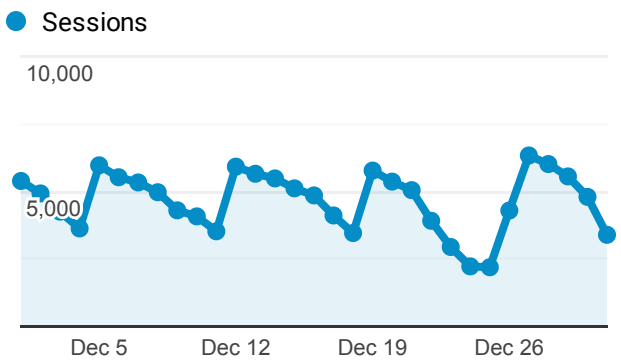

Avg. Visit Duration

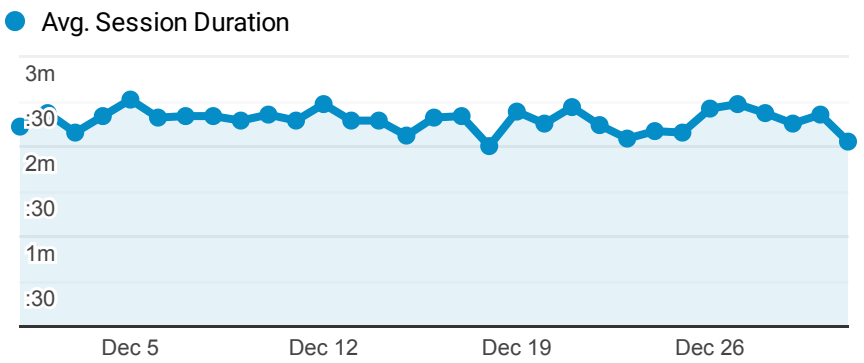

Visits by Mobile

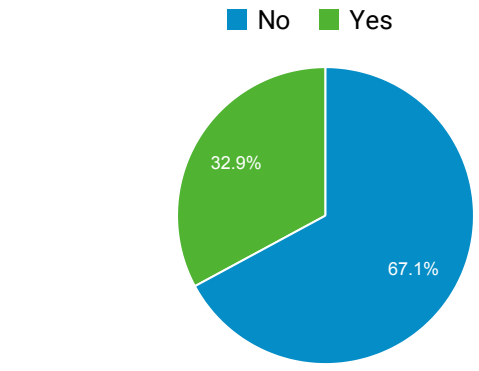

Visits by Traffic Type

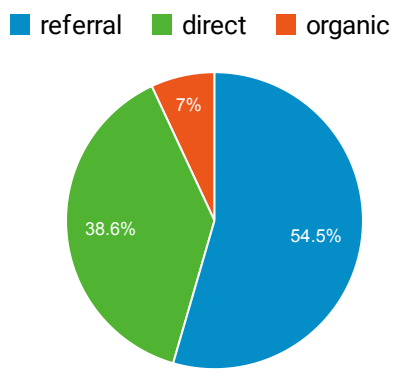

Visits and Avg. Visit Duration by Country/Territory

Country	Sessions	Avg. Session Duration
United States	143,206	00:02:19
Indonesia	111	00:01:41
Canada	98	00:00:57
Netherlands	93	00:02:34
Mexico	52	00:03:31
Germany	43	00:00:32
China	28	00:00:00
United Kingdom	23	00:02:45
Spain	16	00:00:38
Bahamas	11	00:00:00

Visits and Pages/Visit by Mobile Device Info

Mobile Device Info	Sessions	Pages / Session
Apple iPhone	23,449	1.22
Apple iPad	3,088	1.37
Samsung SM-G991U Galaxy S21 5G	1,083	1.35
Samsung SM-S901U Galaxy S22	719	1.29
Samsung SM-G973U Galaxy S10	591	1.32
Samsung SM-G960U Galaxy S9	588	1.41
Google Pixel 4a	490	1.35
Google Pixel 6	416	1.19
Samsung SM-G998U Galaxy S21 Ultra 5G	397	1.48
Samsung SM-G950U Galaxy S8	389	1.46

Visits and Pages/Visit by Source/Medium

Source / Medium	Sessions	Pages / Session
(direct) / (none)	55,499	1.46
madisonpubliclibrary.org / referral	20,401	1.19
google / organic	8,753	1.38
linkcat.info / referral	8,678	1.51
midlibrary.org / referral	4,943	1.35
lists.linkcat.info / referral	4,829	1.48
veronapubliclibrary.org / referral	3,438	1.41
scls.info / referral	3,316	1.41
ltfl.librarything.com / referral	2,884	1.45
marshfieldlibrary.org / referral	2,684	1.46

Visits and Pages/Visit by Browser

Browser	Sessions	Pages / Session
Chrome	67,571	1.34
Safari	45,415	1.30
Firefox	16,718	1.77
Edge	9,511	1.38
Samsung Internet	2,449	1.34
Amazon Silk	1,204	1.54
Internet Explorer	459	1.65
Opera	401	1.43
Android Webview	112	1.28
Safari (in-app)	55	1.36

© 2023 Google